


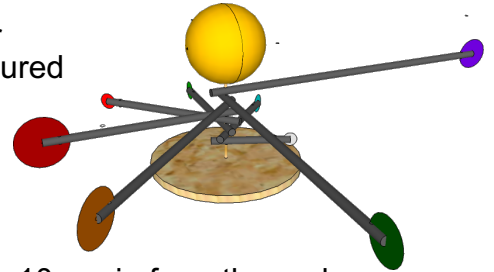
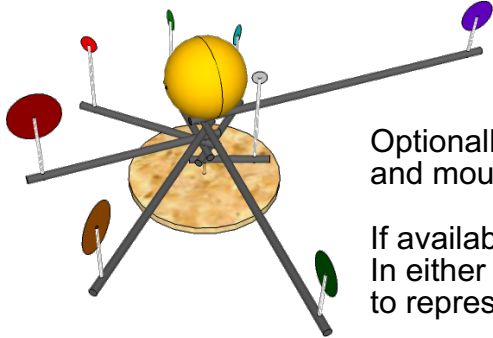
# ORRERY (Solar System Model)

See: <https://en.wikipedia.org/wiki/Orrery>



Cut Bamboo 200mm drinking straws to length and drill a 2mm hole 10mm in from one end

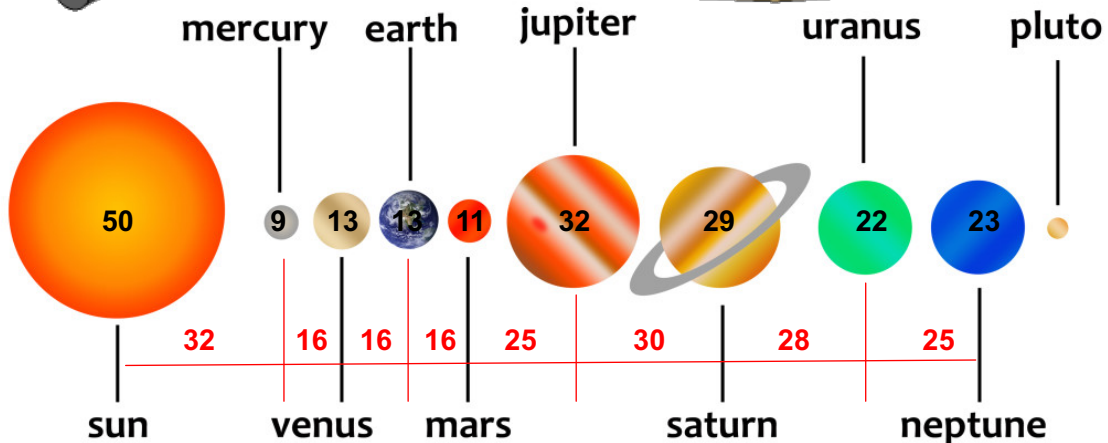
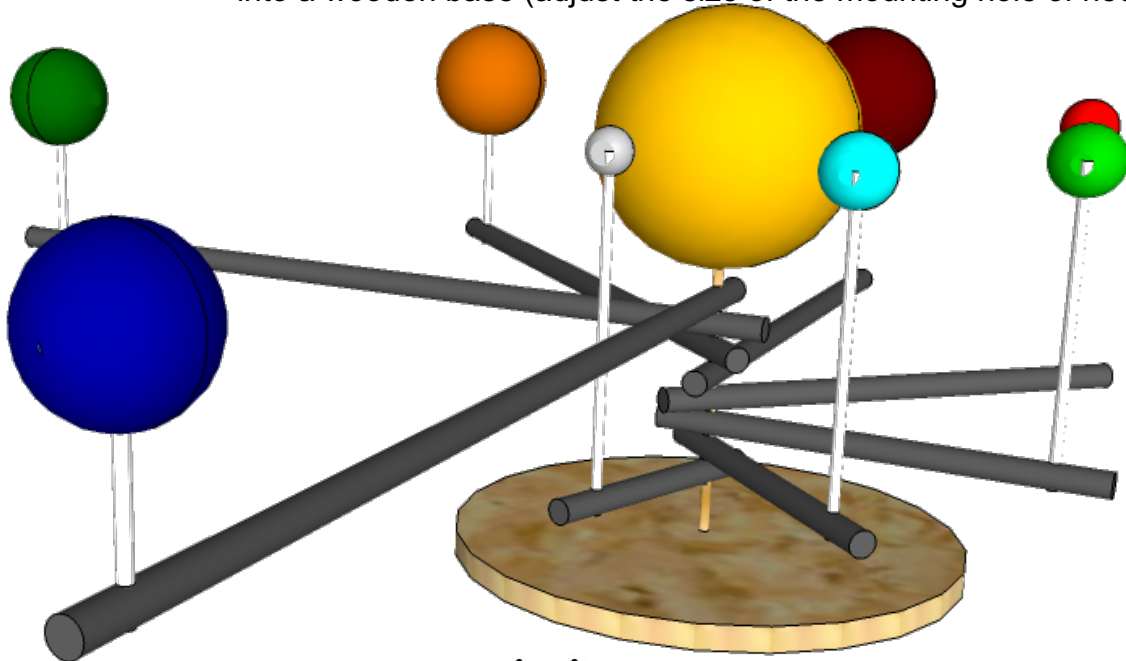
Make a cut 10mm in from other end and use this to glue in coloured discs to represent the planets



Optionally, drill each end of the straws 10mm in from the ends and mount the coloured discs on cocktail sticks

If available, use polystyrene balls or beads instead of card discs. In either case, paint a large polystyrene ball or a table tennis ball to represent the Sun.

Finally, assemble all on a wooden skewer or small dowel and fix into a wooden base (adjust the size of the mounting hole of necessary).



*“Many Vicars Eat Mushy Jam Sandwiches Under Netball (posts)”*