
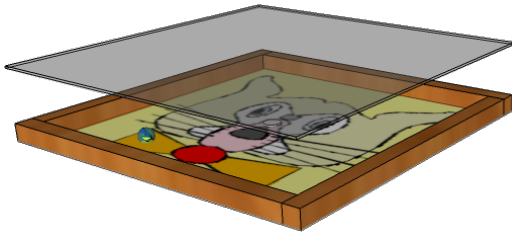


KIDS CAN DO IT!

It's AMAZING!

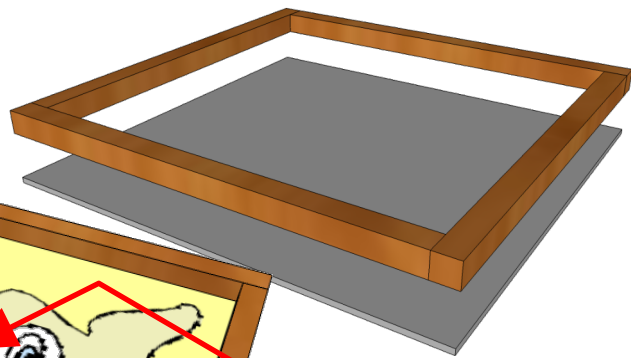
Marble Game:

- rock the board to and fro until the ball sits in a small hole.
- make a 15cm sq. picture by drawing, using sticky shapes or printing from a computer
- stick the picture onto card, punch a small hole (e.g. end of nose) and surround with a wood frame
- drop in a marble or bead (less than frame thickness) and stick on plastic cover with double sided tape

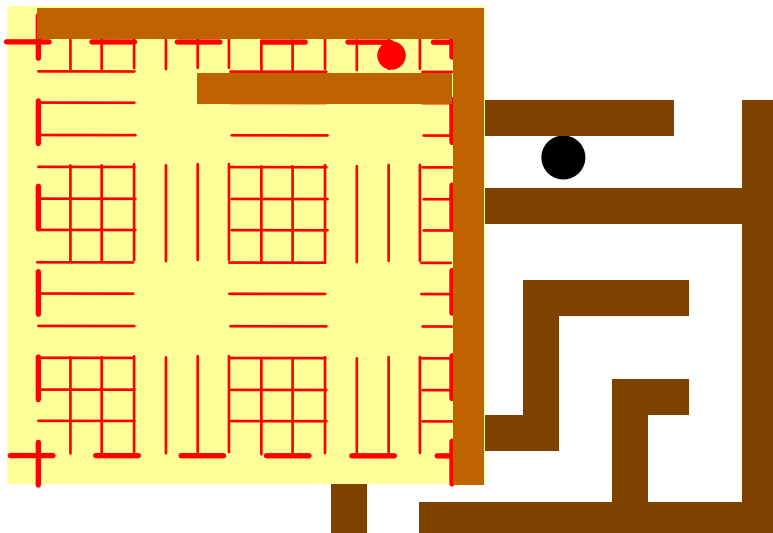


leave 1cm margin

8mm bead, bearing or marble
(take care if young children nearby e.g. use beads with holes in)



small hole punched in nose for example (or bow tie or eyes) - more than one hole to make easier with more than one ball to make it harder!



Marble Maze

- make similar to **Game**
- design a Maze on 1cm square paper or card.
- cut lengths of stripwood to create pathways
- PVA glue to base card
- drop in a marble or bead
- stick on plastic cover with double sided tape