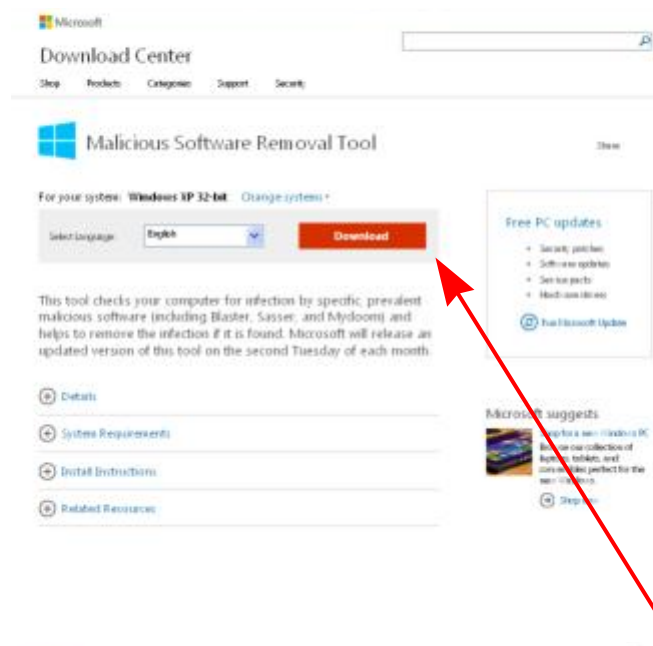


Malicious Software Removal Tool

<http://www.microsoft.com/en-us/download/malicious-software-removal-tool-details.aspx>
(or simply type Malicious Software Removal Tool into Google)



Microsoft's Windows Malicious Software Removal Tool (MSRT) is a free program that removes a whole host of the most popular malicious software (malware). If you have your computer set to automatically install Windows Updates, MSRT will have been installed automatically and will be running quietly in the background so no need to do anything else.

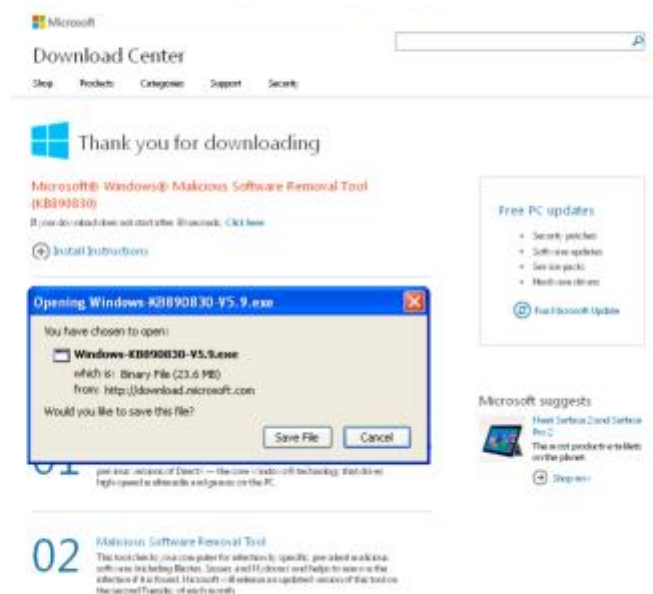
Microsoft is very clear that MSRT is not an antivirus program. It offers no protection from infection but it can be used to remove problems that have already occurred.

If you ever need to instal it manually, it can be accessed on the MicroSoft Download Centre site by clicking **Download** here.



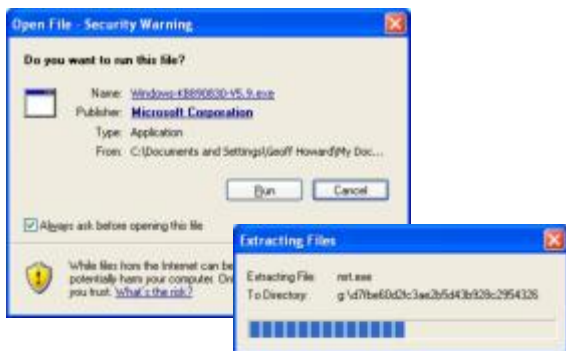
As with many downloads, you will be offered several additional items - and these may be ticked by default.

ALWAYS check what is ticked and untick anything you are either not sure about or just don't want - you will always have other opportunities to download later if you change your mind but once you have accepted one of these 'extras' it is much more difficult to remove it.



Once all unnecessary boxes are unticked (*which is usually ALL of them!*) you can then proceed to Save the file

(It will probably go into a folder in Documents called Downloads unless you have set things up differently)



Click on the Icon in your Downloads Folder to Run the program.

It is updated silently as part of Windows Update or Microsoft Update and by default it just does a quick scan once each month.

But You can run MSRT manually at any time. In Windows XP, use Start -> Run -> mrt.exe. You can even get away with just "mrt" in the Run box. In Vista, type "mrt" into the search box (yes, it's "mrt" not "msrt").

It seems to do a lot of processing before displaying the initial window, expect a delay of 5 to 10 seconds.

There are many advantages to running MSRT manually:

- You can opt to run a full scan rather than the default quick scan
- You can run the program more than once a month, including any time a PC seems to be acting strangely
- You can manually insure that the latest version of MSRT is, in fact, installed
- You get definite notification of an infection

The last point stems from two issues. In the normal stealth mode of operation, if MSRT finds an infection, it does not warn you immediately. Instead, it displays a warning the next time Windows starts up and an Administrator logs on.

If the machine is regularly used by a restricted user, this warning may not display for a long time.

As stated at the beginning, this is not an anti-virus program and so it can safely be installed alongside anti-virus without fear of a conflict.

Its limitation is that it will only detect the most common Malware.

If your computer remains infected you may need to install and run other malware removal tools such as AdwCleaner and/or Junkware Removal Tool

Both of these are available free from My Bleeping Computer (www.bleepingcomputer.com).

See:

www.bleepingcomputer.com/download/adwcleaner/

and

www.bleepingcomputer.com/download/junkware-removal-tool/

