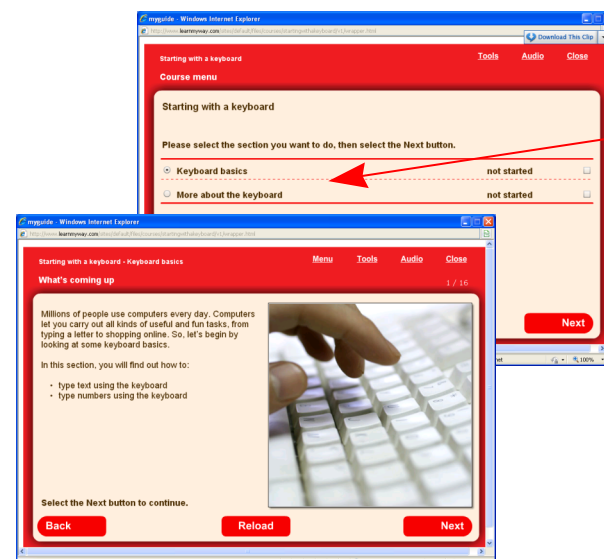
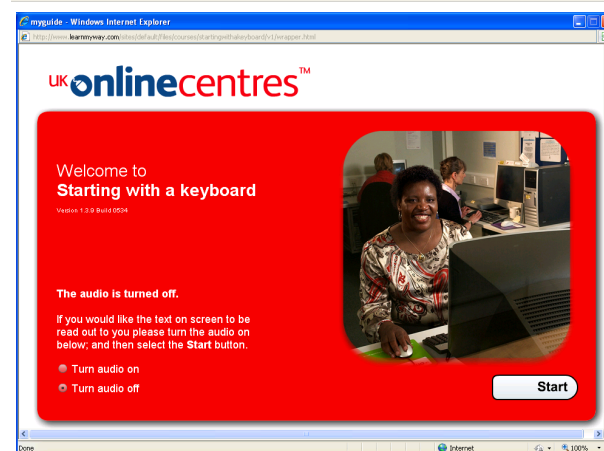
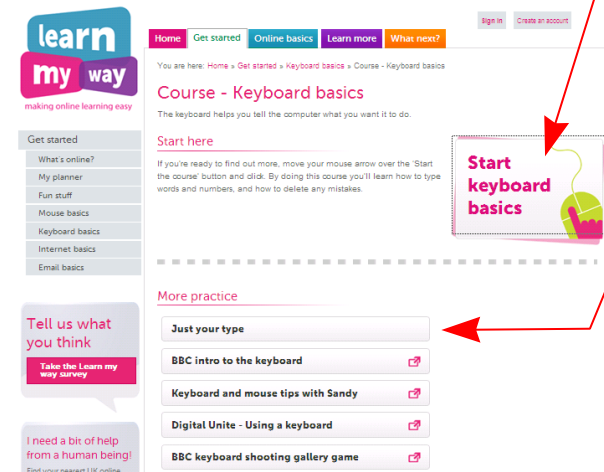
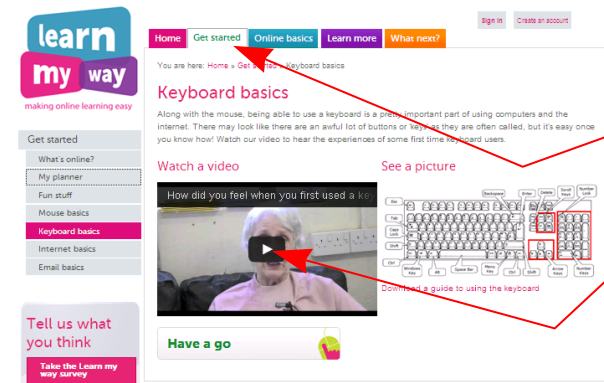


Hampsthwaite Online : Get Started with Keyboard

Keyboard basics



Sign in then click on the **Get started** Tab

Watch the video, if you wish, then click on **Have a go**.

Note: you can also **Download** and **Print** a keyboard layout which you might find helpful.

When you are ready to start the module click on **Start keyboard basics**.

Note: there are other activities listed for **More practice**. 'Just your type' and the 'BBC keyboard shooting gallery' are strongly recommended.

Listen to the audio instructions then choose to have audio **on** or **off** by clicking one of the two buttons at the bottom left.

Click **Start** to continue.

Note: most of the screens that follow simply contain guidance to be listened to or read and you are able to click **Next** to move on as soon as that instruction appears on screen.

On some screens there will be other buttons inviting you to **Play** a short animation or **Start** an on-screen activity. There are also sometimes **arrows** which if clicked will reveal further guidance.

Note: If you choose to **Start** an application you must type **exactly** what is asked for.

Choose which of the two units you wish to do first then click **Next** to continue.

As you proceed through the unit you will have options to move on by clicking **Next** or to go **Back**. There is also the option to **Reload** if you wish to start again.

The **Menu** link at the top will take you back to the very start and the other links will allow you to change **Text**, turn **Audio** on or off or to **Close** and finish.

Once both units are completed your **Home** page will record this.